

MARK V Alcovisor®



Advanced Settings Manual

PAS Systems International, Inc.
215 Southport Dr. Suite 400
Morrisville, NC 27560

www.pasintl.com

(800) 660-SNIF · (540) 372-3431

Copyright© 2010 by PAS Systems International Inc., All Rights Reserved

Introduction

This manual contains the passwords and instructions on operating the advanced settings of the MARK V along with the proper procedures to be used for instrument calibration.

Passwords

Default Passwords:


- Calibration: Please contact PAS Technical Support at 800-660-7643 for password support.
- Advanced Settings: 112112

The default passwords for advanced settings and calibration can be changed. To change the passwords, please refer to the “Password” section under Advanced Settings in this manual.


WARNING: If you change the password, write it down. The new password must be sent in with your unit if it should need service.

Advanced Settings

To access the Advanced Settings menu:

1. Choose the Settings Icon 
2. Select "Advanced"
3. Enter the password 112112

Advanced Settings:

1. **Blow:** This icon under advanced settings allows the user to change the blow time (in seconds) and blow pressure (1 to 6, with 6 being the hardest). These are set to optimal levels already and it is not recommended to change them.
2. **Default:** Select "yes" under this icon to return instrument to Default settings. Note: Settings have been optimized; it is not recommended to return to Default settings.
3. **Unit:** Set the measurement unit and BAC/BrAC ratio. If the unit is changed, the instrument does not need to be recalibrated.
4. **Print:** Select Auto Print for a result to be printed automatically (if the optional printer is available) and input the number of copies to be printed. Select "Cal." to have the Last Calibration Date print.
5. **Delete:** This option allows for the deletion of ALL saved test records stored in the MARK V. Once you select "Yes", the test records cannot be restored.
6. **Calibration:** Please refer to the calibration instructions included in this manual for proper calibration procedures.
7. **Password:** The default passwords for advanced settings and calibration can be changed. Select "Cal" or "Advanced Setting" to change the password. Enter the new password and select  to confirm. Screen will display "Password Setting Succeed".

NOTE: Instrument requires a 6-digit password. If less than six digits are used, password will not store properly.

Warning: If you change the password, write it down. The new password must be sent in with your unit if it should need service.

8. **Calibration Period:**

- a. Select the number of days in the first column and the number of tests in the second column that may be allowed to occur before calibration is needed.
- b. Select "LOCK" to lock the device if calibration is needed.
- c. Default is 360 days, 700 tests and unlocked.


Calibration

PAS recommends all MARK V units be calibrated annually or whenever an accuracy test shows that BAC readings are no longer within tolerance limits. Because precise calibration is crucial, it can be performed only by PAS Systems International or by persons who have been properly trained for alcohol detector calibration. (Calibration of the MARK V **must** be performed using a NHTSA-approved wet bath simulator or certified dry gas standard.) Successful completion of calibration should be recorded in a calibration log.

NOTE: When using dry gas (PAS recommends 0.080% dry gas concentration) for calibration, the alcohol concentration printed on the label of the dry gas cylinder must be corrected to account for altitude when conducting tests at or above an altitude of 250 feet above sea-level. Please refer to the Operating Manual for specific instructions for altitude corrections.



CALIBRATION: (Using an approved Wet Bath Simulator or Certified Dry Gas with proper Regulator)



1. Select the Settings Icon  and select "Cal.". Calibration can also be accessed under Advanced Settings.
2. Enter the password. Please contact Tech Support at 800-660-7643 for password assistance.
3. Enter the concentration of the calibration solution/cylinder. Accuracy should be to one decimal place. The preset unit is mg/100mL. For example, enter 80.0 for 0.080% or enter 100.0 for a 0.100% solution.

More examples are in the following table:

Mg/100mL	%	‰ & g/L
20.0	0.02	0.20
50.0	0.05	0.50
80.0	0.080	0.80
100.0	0.10	1.00
150.0	0.15	1.50

4. Select  to confirm.
5. The next screen to appear is the calibration screen. The first line shown is the concentration of the calibration solution/cylinder. The second line is the temperature (22 to 28 C). The third line is the calibrated value (to be tested).
6. Place a new mouthpiece in the MARK V and Connect the MARK V to an approved wet bath simulator/cylinder. Use calibration adaptors between the mouthpiece and simulator (or cylinder) for an airtight fit, if necessary. Highlight "Cal" on the screen using the left (red) button. Allow simulator/cylinder to run for approximately 5 sec (simulator)/ 8-10 sec (dry-gas cylinder) and press the right (green) button to select "cal" to acquire a sample. Remove from simulator. The screen will briefly flash and the calibrated value in the third line will be changed (this value is a mixture of letters and numbers).
7. Select  to finish calibration.
8. Verify the calibration results by performing an accuracy check test.

Safety, Maintenance, & Warranty

Safety

For correct and effective use of the MARK V, it is essential to read and strictly follow the instructions contained in this document. The MARK V is to be used only for the purposes specified herein.

Maintenance

Repairs of the MARK V may only be performed by PAS Systems International, Inc. or an authorized service technician. Only original MARK V parts may be used.

To keep the instrument clean, periodically use a mild disinfectant and a soft cloth on the outside of the case. DO NOT use alcohol to clean the unit!

Warranty

The MARK V comes with a one (1) year limited parts and labor warranty, effective on the date of purchase. The warranty does not cover batteries or accessories. The warranty does not cover freight to the service facility, misuse or abuse of the product. Warranty is void if unit is found to have been tampered with.



DATIA Member



US DOT Approved



CE Approved

MARK V Alcovisor®

PAS Systems International, Inc.

215 Southport Dr Suite 400
Morrisville, NC 27560

<http://www.pasintl.com>

Tel: (540) 372-3431
800-660-SNIF

Printed 09/13